

# Q1 2015 DDoS ATTACK TRENDS

Verisign has a unique view into distributed denial of service (DDoS) attack trends, including attack statistics, behavioral trends and future outlook. The below data contains observations and insights about attack size and frequency derived from mitigations enacted on behalf of, and in cooperation with, customers of **Verisign DDoS Protection Services**, and insights from **iDefense Security Intelligence Services**, from January-March 2015.

## Attack Frequency Growing

Verisign mitigated

**more attacks in  
Q1 2015**

than any single  
quarter in **2014**, and

**70%**  
more than  
**Q4 2014**

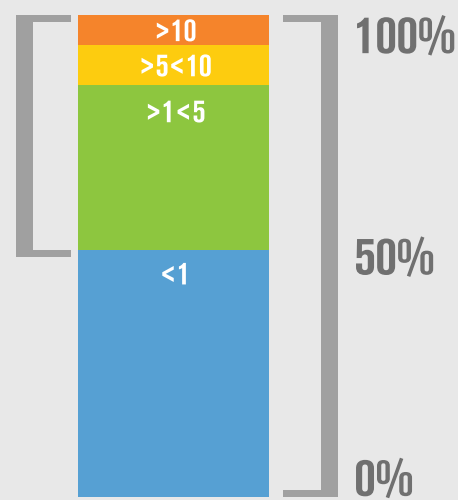



## Attack Sizes Remain Significant

Over

**50%**

of attacks peaked at more  
than one Gbps in Q1 2015



## Q1 2015 Mitigations By Vertical: *Every industry is a target*

**34%**

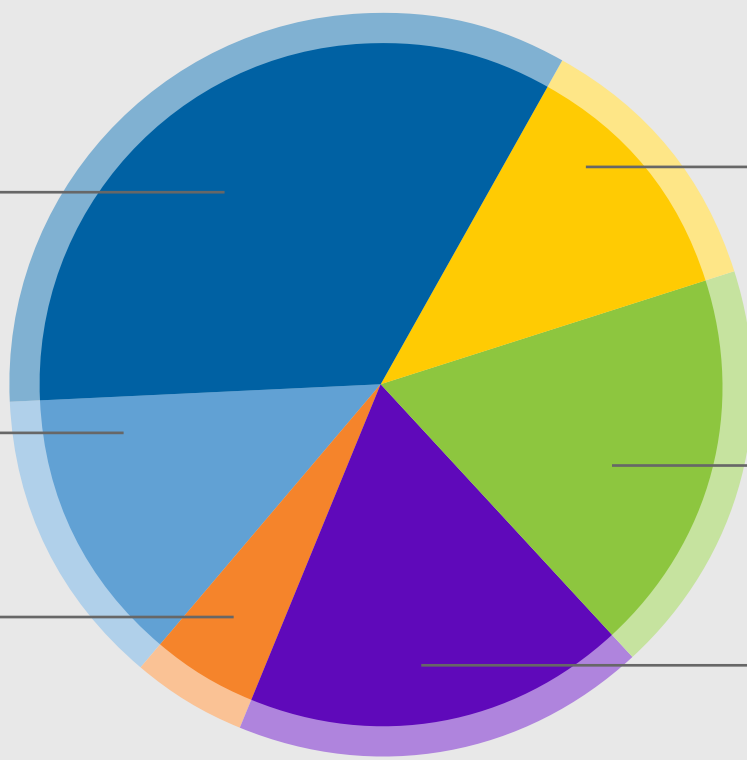
IT SERVICES/CLOUD/SAAS

**13%**

MANUFACTURING

**5%**

OTHER



**12%**

MEDIA & ENTERTAINMENT

**18%**

FINANCIAL

**18%**

PUBLIC SECTOR

The most frequently targeted industry:

**IT/CLOUD/SAAS**

Making up **MORE THAN 1/3 OF ALL MITIGATIONS**,  
and peaking at **54 GBPS**.



Download the full report and  
learn more about Verisign  
DDoS Protection Services at  
[VerisignInc.com/DDoS Trends](http://VerisignInc.com/DDoS Trends)



**VERISIGN®**

VerisignInc.com

©2015 VeriSign, Inc. All rights reserved. VERISIGN and other trademarks, service marks, and designs are registered or unregistered trademarks of VeriSign, Inc. and its subsidiaries in the United States and in foreign countries. All other trademarks are property of their respective owners.